

CP150

CLAMPING MODULES (Flanged)

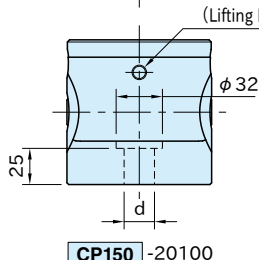
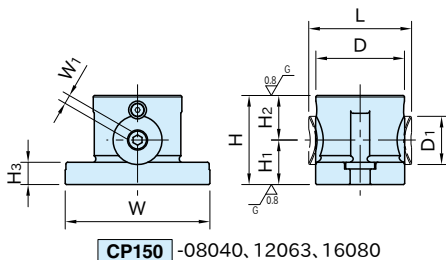
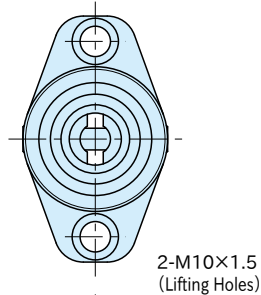
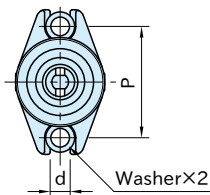
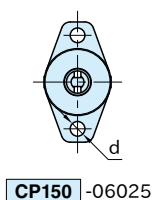


CP150 -06025

CP150 -08040, 12063, 16080

CP150 -20100

Body	
SCM440 steel Induction hardened Black oxide finished Precision ground	
Clamping Nut	Locking Screw
SCM440 steel Quenched and tempered Black oxide finished	SCM435 steel Quenched and tempered Black oxide finished



Part Number	D	H (±0.01)	D ₁	L	H ₁	H ₂	W	H ₃	d	P	W ₁
CP150-06025	30	25	15	34.5	12.5	12.5	54	7	6.6	42	3
CP150-08040	40	40	22	46	20	20	65	10	9	50	4
CP150-12063	60	63	32	69	33	30	95	15	13	75	6
CP150-16080	80	80	44	91	40	40	130	20	17	100	8
CP150-20100	100	100	55	115	50	50	170	30	21	135	10

Part Number	Clamping Force(kN)	Allowable Screw Torque (N·m)	Weight (kg)
CP150-06025	5	4	0.1
CP150-08040	8	8	0.3
CP150-12063	15	22	1.4
CP150-16080	25	50	3.3
CP150-20100	35	75	6.2

Supplied With
 CP150 -08040, 12063, 16080 : 2 pcs. of flat washer

Technical Information
 Allowable Cutting Force & Workpiece Weight of CLAMPING MODULES

Related Product

- CP155-L Tapered Clamping Screws
- CP155-D Tapered Clamping Screws
- CP156 Clamping Screws
- CP157 Tapered Bushings

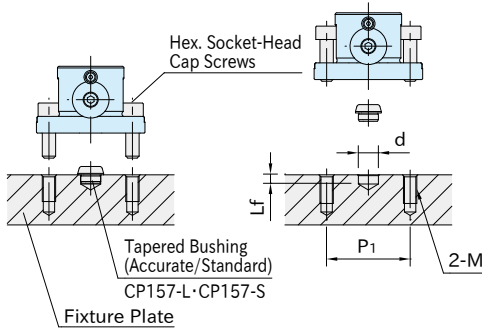
For workpiece raising

- CP155-LS Tapered Riser Screws
- CP155-DS Tapered Riser Screws
- CP156-S Riser Screws

How To Use

- Use **CP157-L** Tapered Bushing (Accurate) for precise locating.
- Use **CP157-S** Tapered Bushing (Standard) for rough locating.

Mounting-Hole Dimension



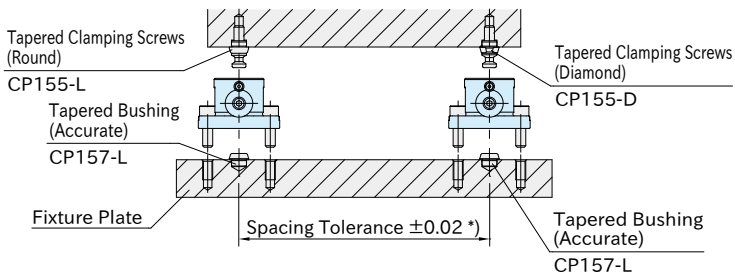
Part Number	d (H7)	Lf	M	P1
CP150-06025	8	5.5	M 6×1	42
CP150-08040	12	5.5	M 8×1.25	50
CP150-12063	18	6.5	M12×1.75	75
CP150-16080	22	8	M16×2	100
CP150-20100	30	8	M20×2.5	135

Note: The tolerance of dimension "d" for Tapered Bushing (Standard) should be $^{+0.1}$.

Spacing Tolerance

Spacing tolerance for CP157-L Tapered Bushings (Accurate) should be ± 0.02 .

*) Spacing tolerance for CP157-S Tapered Bushings (Standard) should be ± 0.1 .



Tightening Order

Tighten the locking screws in order of 1(Round Tapered Clamping Screw)→2(Diamond Tapered Clamping Screw)→3(Clamping Screw)→4(Clamping Screw).

Note: For **CP150**-06025, use 2 pieces of Round Tapered Clamping Screw.

Tighten these 2 screws in the same order to maintain the locating repeatability.

